

REPORT

GENERAL INFORMATION

Report Name

1987 Ferrari 328 GTS

Read out date

2024-06-17 12:09:47

Date of editing

2024-06-17 12:09:47

Serial number

27486 PROFESSIONAL

Unit of measure

mils

VEHICLE DATA

Type	COUPE
Make	-
Model	-
Engine capacity [ccm]	-
Power [kW]	-
VIN	-
Fuel Type	-
Year of production	-

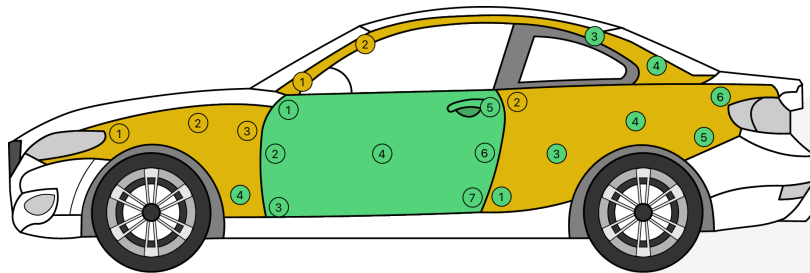
COMMENT

-

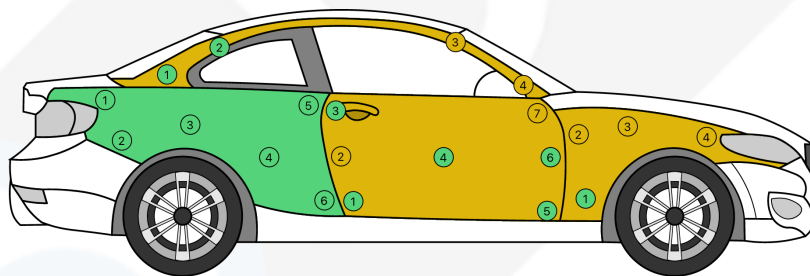
MEASUREMENTS

"-" means measurement skip, "∞" means measurement out of range

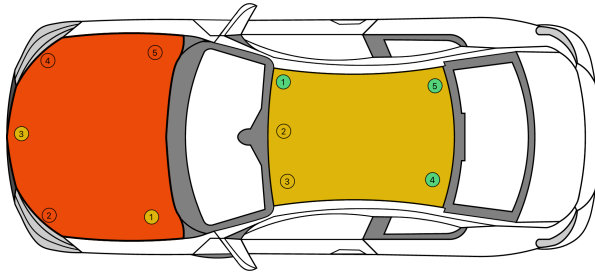
PAS: general interpretation, body



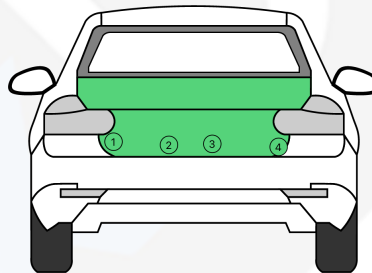
LEFT SIDE											
	Coating	Minimum	Maximum	Medium	1.	2.	3.	4.	5.	6.	7.
left front fender/ bumper	Fe	4.76	9.25	7.27	9.25	6.85	8.23	4.76	-	-	-
left front door	Fe	3.74	6.22	5.12	4.92	5.98	3.74	4.88	6.22	4.76	5.31
left pillar	Fe+Zn	4.72	9.53	7.03	7.56	9.53	4.72	6.30	-	-	-
left rear fender/ bumper	Fe	4.49	6.85	5.45	4.49	6.85	5.75	5.39	4.57	5.63	-



RIGHT SIDE											
	Coating	Minimum	Maximum	Medium	1.	2.	3.	4.	5.	6.	7.
right front fender/ bumper	Fe	4.37	8.03	6.83	4.37	7.48	7.44	8.03	-	-	-
right front door	Fe	5.47	7.09	6.05	5.47	6.54	5.67	6.14	5.51	5.91	7.09
right pillar	Fe	3.27	7.91	5.88	5.79	3.27	6.54	7.91	-	-	-
right rear fender/ bumper	Fe+Zn	4.69	6.46	5.71	6.46	5.31	5.67	6.02	6.10	4.69	-



TOP											
	Coating	Minimum	Maximum	Medium	1.	2.	3.	4.	5.	6.	7.
hood/bonnet	Fe	10.67	13.39	11.77	10.71	13.39	10.67	12.20	11.89	-	-
roof	Fe+Zn	5.24	9.65	6.96	5.24	9.65	7.17	6.22	6.50	-	-



BACK											
	Coating	Minimum	Maximum	Medium	1.	2.	3.	4.	5.	6.	7.
trunk/boot	Fe	3.27	4.69	4.05	3.27	4.06	4.69	4.17	-	-	-

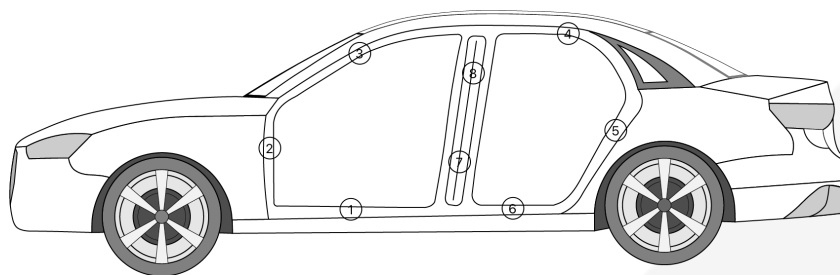
Legend

- Disabled
- Paint layer is too thin
- Paint layer is original
- Second layer of paint
- A thin layer of putty
- A thick layer of putty

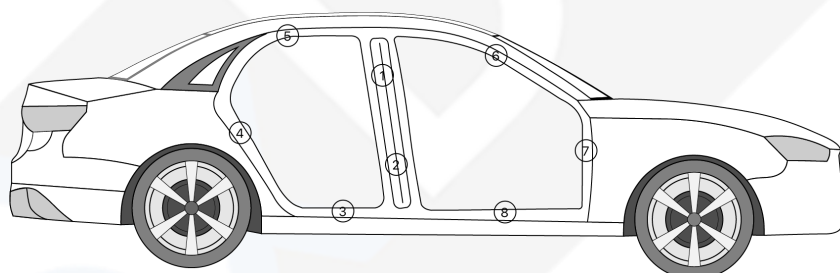
MEASUREMENTS

"-" means measurement skip, "∞" means measurement out of range

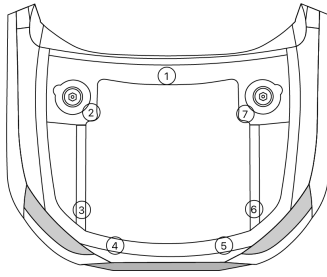
PAS: general interpretation, internal body parts



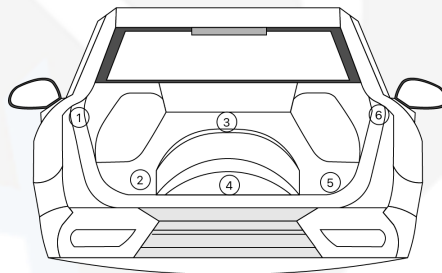
LEFT SIDE												
	Coating	Minimum	Maximum	Medium	1. 8.	2. 9.	3. 10.	4. 11.	5. 12.	6. 13.	7. 14.	
Left side	-	-	-	-	-	-	-	-	-	-	-	-



RIGHT SIDE												
	Coating	Minimum	Maximum	Medium	1. 8.	2. 9.	3. 10.	4. 11.	5. 12.	6. 13.	7. 14.	
Right side	-	-	-	-	-	-	-	-	-	-	-	-


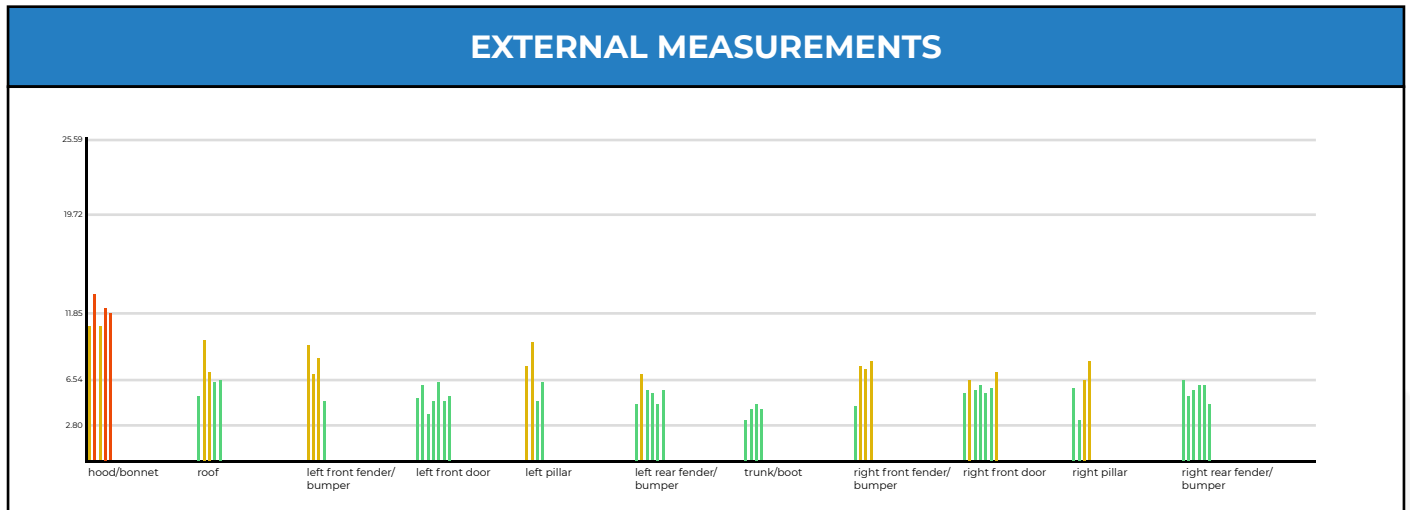


ENGINE COMPARTMENT											
	Coating	Minimum	Maximum	Medium	1.	2.	3.	4.	5.	6.	7.
Engine compartment	-	-	-	-	-	-	-	-	-	-	-



TRUNK/BOOT											
	Coating	Minimum	Maximum	Medium	1.	2.	3.	4.	5.	6.	7.
trunk/boot	-	-	-	-	-	-	-	-	-	-	-

CHARTS



TIRES/TYRES

TIRES/TYRES					
	Manufacturer	Season	Size	Measurement	Measurement
Left front	-	-	-/-/-	-mm	-mm
Right front	-	-	-/-/-	-mm	-mm
Left rear	-	-	-/-/-	-mm	-mm
Right rear	-	-	-/-/-	-mm	-mm

SYMMETRIC MEASUREMENTS

EXTERNAL MEASUREMENTS														
left front fender/ bumper	1. 9.25	2. 6.85	3. 8.23	4. 4.76	-	-	-	-	-	-	-	-	-	-
right front fender/ bumper	4. 8.03	3. 7.44	2. 7.48	1. 4.37	-	-	-	-	-	-	-	-	-	-
DIFFERENCE	1.22	0.59	0.75	0.39										
left front door	1. 4.92	2. 5.98	3. 3.74	4. 4.88	5. 6.22	6. 4.76	7. 5.31	-	-	-	-	-	-	-
right front door	7. 7.09	6. 5.91	5. 5.51	4. 6.14	3. 5.67	2. 6.54	1. 5.47	-	-	-	-	-	-	-
DIFFERENCE	2.17	0.07	1.77	1.26	0.55	1.78	0.16							
left pillar	-	-	-	-	-	-	-	-	-	-	-	-	-	-
right pillar	-	-	-	-	-	-	-	-	-	-	-	-	-	-
DIFFERENCE	-	-	-	-	-	-	-	-	-	-	-	-	-	-
left rear fender/ bumper	1. 4.49	2. 6.85	3. 5.75	4. 5.39	5. 4.57	6. 5.63	-	-	-	-	-	-	-	-
right rear fender/ bumper	6. 4.69	5. 6.10	4. 6.02	3. 5.67	2. 5.31	1. 6.46	-	-	-	-	-	-	-	-
DIFFERENCE	0.20	0.75	0.27	0.28	0.74	0.83								
INTERNAL MEASUREMENTS														
Left side	1. -	2. -	3. -	4. -	5. -	6. -	7. -	8. -	-	-	-	-	-	-
Right side	8. -	7. -	6. -	5. -	4. -	3. -	2. -	1. -	-	-	-	-	-	-
DIFFERENCE														